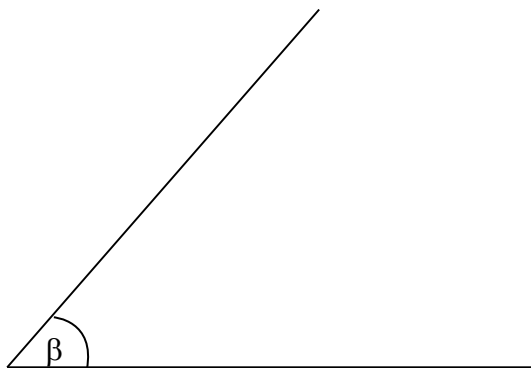


1. Measure the following angles using a protractor and give their approximated values to the nearest 1 degree.

(a)

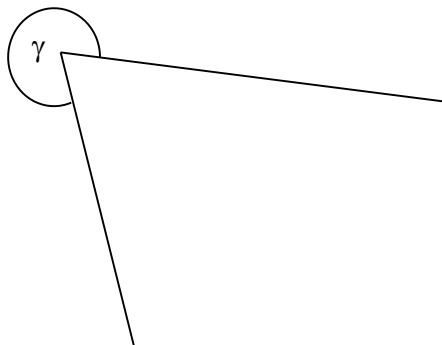


(b)

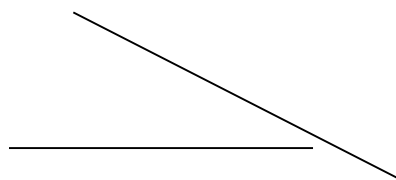


2. Measure the following angles and determine whether they lie between $0^\circ - 90^\circ$, $90^\circ - 180^\circ$ or between $180^\circ - 360^\circ$

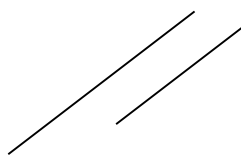
(a)



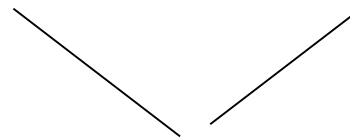
(b)




M




N



P



(c)



Answer Key

Day 1

1.

(a) 157°

(b) 48°

2.

(a) $180^\circ - 360^\circ$

(b) $90^\circ - 180^\circ$

(c) $0^\circ - 90^\circ$